


PRODUCT CARD

Rhino ED RS485

Expansion module to the Rhino AP. Reads data from devices that support protocols ModBus RTU, GazModem I, GazModem II. Data transfer wireless via RF to the Rhino AP. Maximum transmission rate is 115200 b/s. Powered by external 5-12VDC power supply.



DEVICE OVERVIEW

- 1 Power socket
- 2 RS485 connection
- 3 SMA ISM antenna connector

TECHNICAL PARAMETERS

Rhino communication	Frequency range: 433MHz, ISM 2 channel
Power supply	5-12VDC (0.5A)
Supported communication protocols	ModBus RTU, GazModem I, GazModem II
Configuration	Over the Air (OTA)
Operating temperature range	0 °C - 85 °C (depending upon installed environment)
IP Class	IP40 (not suitable for outdoor use)
Dimensions	52.5 mm x 90 mm x 65 mm (3 DIN modules)
Weight	~0.1 kg
Additional equipment	1 x ISM antenna with 3m cable and magnetic base
Required cable types	Signals thickness - 0.129-1.31 MM ² - 26-16AWG Power supply thickens - 0.205-3.31 MM ² - 24-12AWG

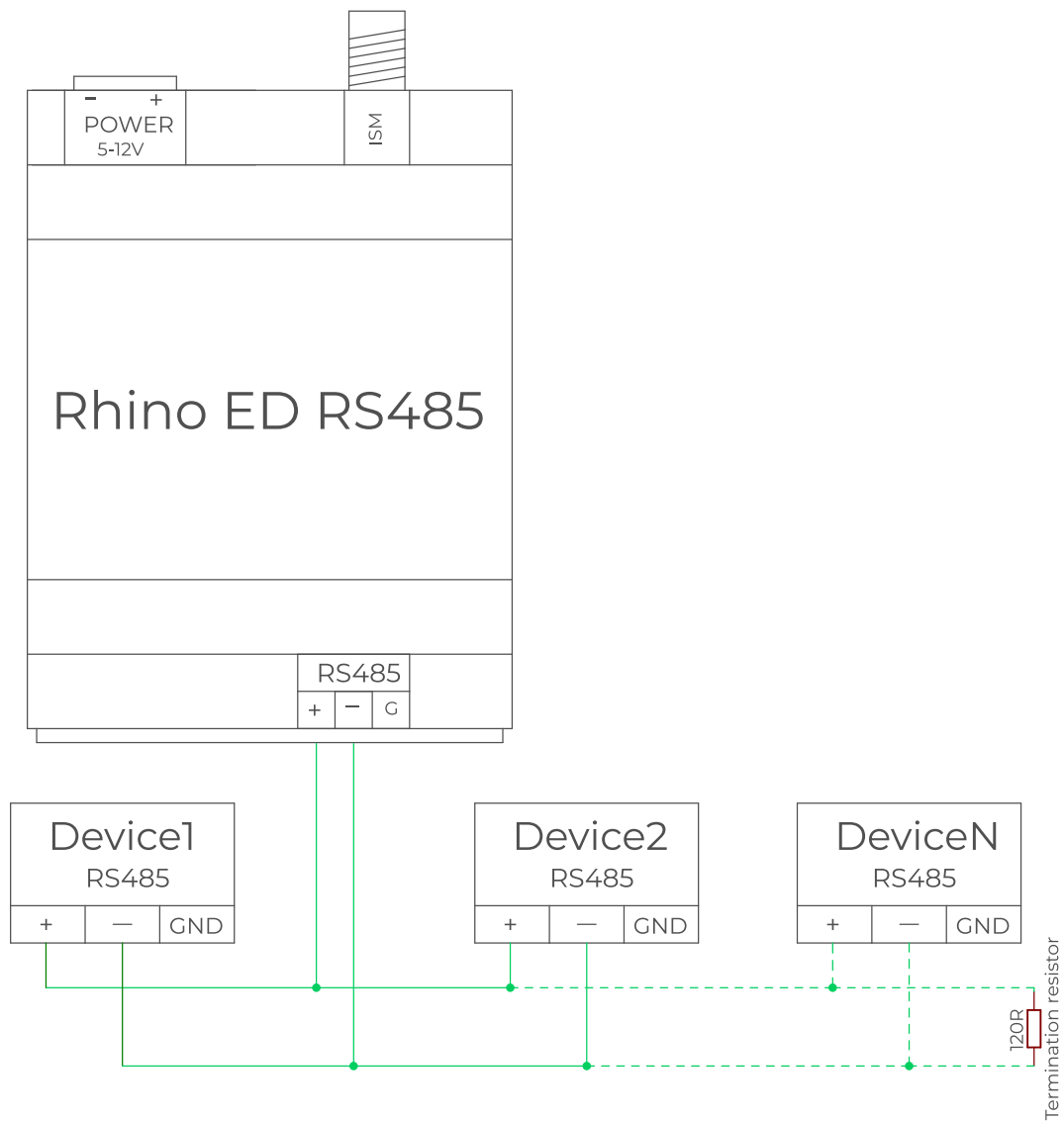
Got questions?
Contact us!

Rhino
Hogehilweg 19
1101CB Amsterdam, NL

+31 20 217 02 09
sales@rhino.energy
www.rhino.energy

Rhino ED RS485

Connection Diagram

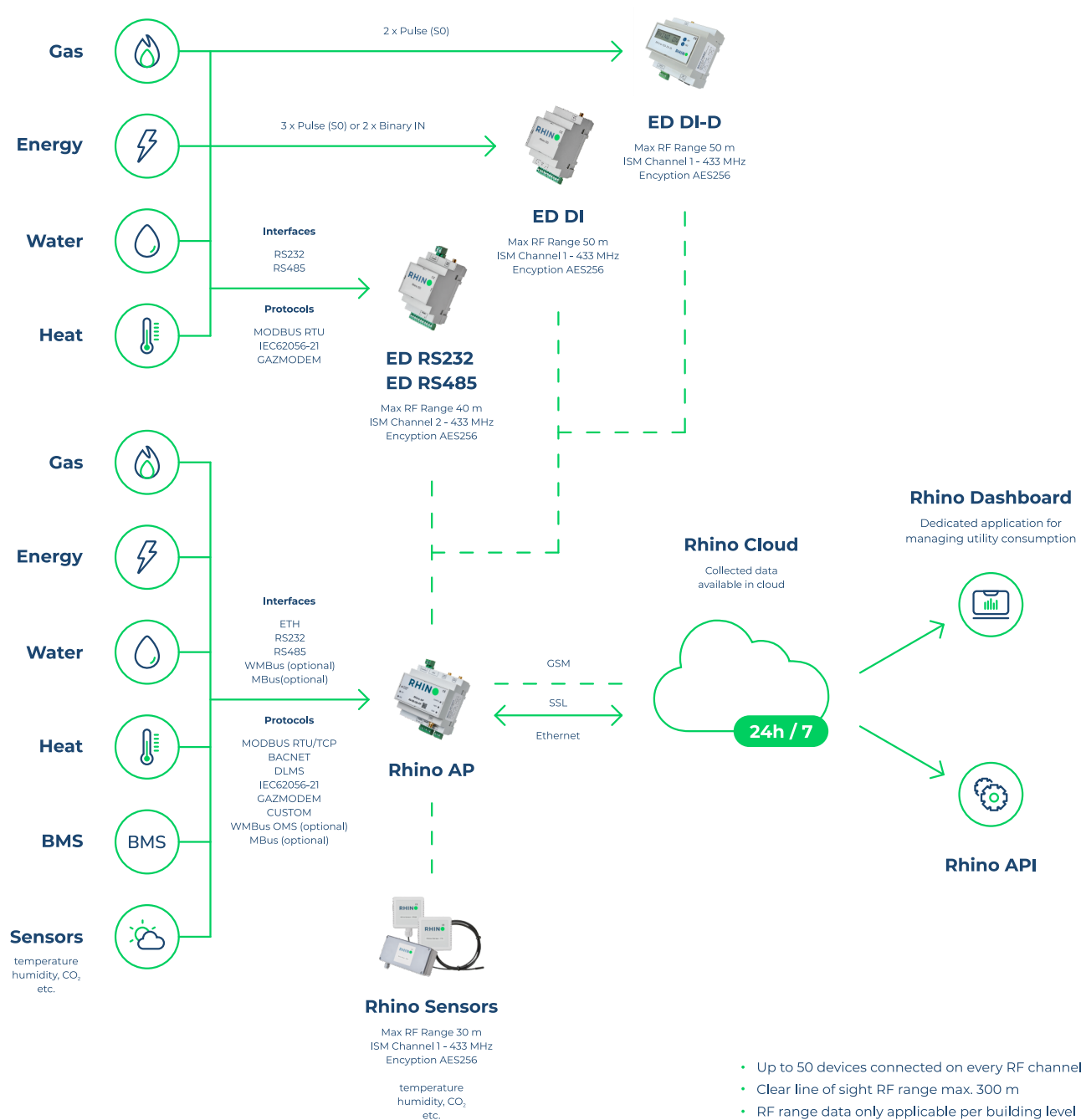


Got questions?
Contact us!

Rhino
Hogehilweg 19
1101CB Amsterdam, NL

+31 20 217 02 09
sales@rhino.energy
www.rhino.energy

Rhino System Topology



- Up to 50 devices connected on every RF channel
- Clear line of sight RF range max. 300 m
- RF range data only applicable per building level

Got questions?
Contact us!

Rhino
Hogehilweg 19
1101CB Amsterdam, NL

+31 20 217 02 09
sales@rhino.energy
www.rhino.energy